



## Type IT8000Ex W & M Approved Weighing Terminal For use in Ex Zones 1, 2, 21 and 22

**Stainless steel IP65 housing**

**W & M approved – 6000d single or multiple range**

**Numerical keypad for input of tare weight and ID's with function keys for zero setting, taring & printing**

**Optional I/O and serial interfaces**

**4 x 20 character alphanumeric back-lit LCD text display**

**Storage of up to 450,000 weighing records**

Industrial design, modular concept, proven standard programmes and free programmability make the IT8000Ex the ideal weighing terminal for:

- Shipping and receiving scales
- Batching and recipe weighing
- Filling controllers for drums or IBCs
- Weighing installations with customised operating sequences

# IT8000Ex W&M Approved Weighing Terminal

## Technical Specification Sheet

---

### Stainless steel housing IP65

Suitable for harsh environment. With mounting brackets for desktop or wall-mount installation. All cables connected through tight cable glands.

### Keyboard

Function keys for zero setting, taring and printing. Numeric keypad for input of tare weights and IDs. Alphanumeric entries possible via multiple key assignment. Application-specific functions directly accessible via function keys



### LCD text display

For weight, multi-lingual operator prompts and calibration. With backlighting, up to four lines of alphanumeric display with up to 20 characters each.

### Power supply

24 VDC Ex “e” or 230 VAC.

### Weighing Electronics

Scale interface for one scale base with up to 4 load cells with an impedance of 350 Ohm each or 8 load cells with 1000 Ohm.

Weights and Measures approved solution of 6000d with a maximum preload of 80%.

Calibration is possible as single or multiple-range scale. (e.g. 3 x 3000d) and as single or multi-interval scale.

Internal data archive for the storage of up to 450,000 weighing records.

### Modular concept

The modular design provides for several configurations with:

- Up to 2 serial, intrinsically safe interfaces for the connection of printer, PC, PLC remote display, scanner or fieldbus / Ethernet gateway.
- Flexible I/O concept with 4 digital inputs (5V, intrinsically safe) and several options for digital outputs: 5VDC, intrinsically safe to connect piezo-electric valves or potential-free relay contacts to connect intrinsically safe 24V solenoid valves.

This ensures that the optimal system configuration can be chosen, for stationary as well as mobile use. Specific software modules support the connection of PCs, printers, PLCs and frequency inverters in safe area.

### Free programmability

Standard programmes can be adapted to the requirements of specific application.


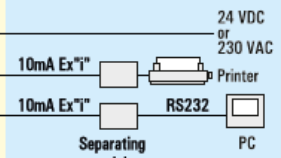

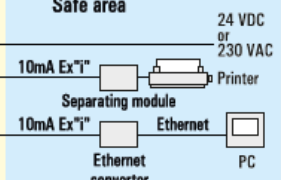
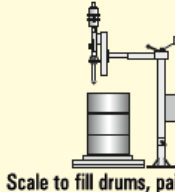
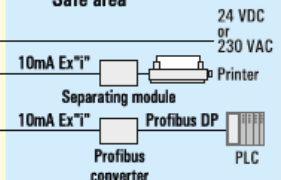

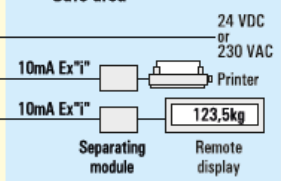

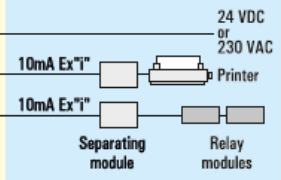
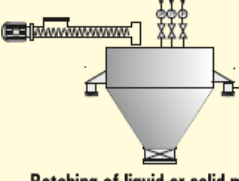
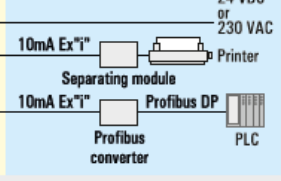
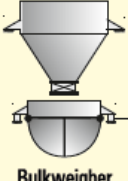
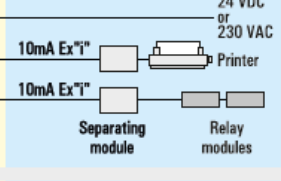
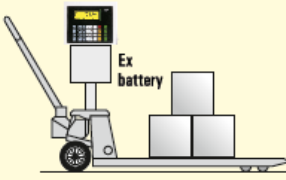
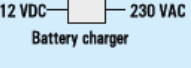
New programmes can be designed in a very simple way on a PC with the RTC programme development environment.

### High operational security

Fast and error-free operation is ensured by a high-contrast alphanumeric, back-lit LCD for the indication of weight, IDs and operator prompts in combination with an easy-to-use tactile keyboard for the entry of manual tare and additional data.

# IT8000Ex W&M Approved Weighing Terminal


## Technical Specification Sheet

<p><b>W&amp;M approved weighing terminal</b> Input of IDs. e.g. order No. and article No., taring, weighing and totalizing, W&amp;M approved data archive, printout on form or ticket, data transmission to PC.</p>	<p>Ex zone</p>  <p>Floor or bench scale</p>	<p>Safe area</p>  <p>24 VDC or 230 VAC 10mA Ex<sup>o</sup> Printer 10mA Ex<sup>o</sup> RS232 Separating module PC</p>
<p><b>W&amp;M approved truck scale terminal</b> Files for customer, supplier and product data; internal W&amp;M approved data archive; configurable print format; switching / summing function for combined platforms; full remote control from PC.</p>	<p>Ex zone</p>  <p>Single or combined platform</p>	<p>Safe area</p>  <p>24 VDC or 230 VAC 10mA Ex<sup>o</sup> Printer Separating module 10mA Ex<sup>o</sup> Ethernet Ethernet converter PC</p>
<p><b>Filling controller for liquids</b> Operation as automatic or non-automatic weighing instrument, fast / slow feeding with preact optimization, files for products and statistics, control of filling lance and conveyor.</p>	<p>Ex zone</p>  <p>Scale to fill drums, pails or cans</p>	<p>Safe area</p>  <p>24 VDC or 230 VAC 10mA Ex<sup>o</sup> Printer Separating module 10mA Ex<sup>o</sup> Profibus DP Profibus converter PLC</p>
<p><b>Filling controller for bags</b> With two-speed filling and preact optimization, files for product parameters and statistics, filling in gross or net mode, operation as automatic or non-automatic weighing instrument.</p>	<p>Ex zone</p>  <p>Bagging scale</p>	<p>Safe area</p>  <p>24 VDC or 230 VAC 10mA Ex<sup>o</sup> Printer 10mA Ex<sup>o</sup> 123,5kg Separating module Remote display</p>
<p><b>Filling controller for IBCs</b> With two-speed filling and preact optimization, files for product parameters and statistics, control of inflation, compression and aeration equipment, filltime check, optional fieldbus interface.</p>	<p>Ex zone</p>  <p>Scale integrated in IBC filling structure</p>	<p>Safe area</p>  <p>24 VDC or 230 VAC 10mA Ex<sup>o</sup> Printer 10mA Ex<sup>o</sup> Separating module Relay modules</p>
<p><b>Multi-material batchweighing controller</b> With files for raw materials and recipes, automatic two-speed or manual batching, synchronization steps for process control, batch protocol and material statistics.</p>	<p>Ex zone</p>  <p>Batching of liquid or solid material</p>	<p>Safe area</p>  <p>24 VDC or 230 VAC 10mA Ex<sup>o</sup> Printer Separating module 10mA Ex<sup>o</sup> Profibus DP Profibus converter PLC</p>
<p><b>Bulkweighing controller</b> For shipping and receiving of bulk material via trucks, freight cars or ships; with product files and control of silos, remote control possible via fieldbus (e.g. Profibus DP).</p>	<p>Ex zone</p>  <p>Bulkweigher</p>	<p>Safe area</p>  <p>24 VDC or 230 VAC 10mA Ex<sup>o</sup> Printer 10mA Ex<sup>o</sup> Separating module Relay modules</p>
<p>Weighing terminal with power supply via rechargeable Ex battery.</p>	<p>Ex zone</p>  <p>Ex battery</p>	<p>Safe area</p>  <p>12 VDC — 230 VAC Battery charger</p>

# IT8000Ex W&M Approved Weighing Terminal

## Technical Specification Sheet

### ATEX approval

 II 2(2)G Ex e ib mb (ib)  
 IIC T4 Gb (Gas)  
 II 2(2)D Ex ib tb (ib)  
 IIIC T125 °C Db IP65 (Dust)

### Construction

Stainless steel housing with mounting brackets for desk-top, wall-mount or panel-mount installation.

### Display and keyboard

**4 x 20-character alphanumeric back-lit LCD display**, height of characters for weight indication 19mm (0.7"), operator prompts and calibration via 20-character text display.

**Keyboard** with numeric keys for the input of tare weights and additional information, scale keys for zero setting and taring and function keys. Input of alpha characters via multiple assignment of keys.

### Weighing electronics

For the connection of load cells with an impedance 87.5 – 3,300 Ohm (e.g. 4 x 350 Ohm). W&M approved resolution 6000d, interval resolution 524000d, input signal 0.33 µV/e.

### Calibration

Setup as single or multiple range scale or as multi-interval scale. Calibration with test weights or through entry of rated signal, option for linearisation.

### Power supply

Options:

- 230 VAC power supply unit mounted on back cover
- External 24 VDC power supply unit for installation safe area
- External 12 VDC rechargeable Ex battery

### Operating temperature

-10°C (+14°F) to +40°C (+104°F), 95% relative humidity, non-condensing.

### Interfaces


- 4 digital inputs (5 VDC, intrinsically safe).
- As option 4 digital outputs (5 V, intrinsically safe or potential free relay contacts for connection to intrinsically safe 24 V solenoid valves).
- As option 2 serial interfaces, intrinsically safe, for connection to interface separation module.

### Interface separation module

Can be fitted with RS232, 20mA CL or RS485 interface drivers.

Power supply optional 110-240 VAC or 24 VDC.

ATEX approval:

 II (2)G (Ex ib Gb) IIC (Gas)  
 II (2)D (Ex ib Db) IIIC (Dust)

### Free Programmability

Comprehensive, PC-based RTG WIN programme development and test environment including programme generator (CASE tool), Pascal and PLC instruction lists.

### Option Fieldbus / Ethernet

Connection to Profibus DP, DeviceNet or Ethernet possible via external converters, installed in safe area.

### Other Options

- Ex load cell cable
- Ex data cable
- Ex load cell junction box (Junction Box Ex)  
ATEX II 2 (2) G Ex ib [ib] IIC T4 Gb (Gas)  
II 2 (2) D Ex ib [ib] IIIC T50 °C Db (Dust)  
II 3G Ex nA IIC T4 Gc (Dust)  
II 3D Ex tc IIIC T50 °C Dc (Dust).

### Dimensions & accessories:

Desk / wall version	Panel-mount version	24VDC PSU
 <p>Dimensions W x H x D: 270 x 210 x 170 mm (10.6" x 8.3" x 6.7")</p>	 <p>Dimensions W x H x D: 300 x 240 x 79 mm (11.8" x 9.4" x 3.1") Cut-out in panel: 273 x 213 mm (10.7" x 8.4")</p>	 <p>Dimensions W x H x D: 250 x 232 x 101 mm (9.8" x 9.1" x 4.0") Optionally available for installation on DIN rail</p>
Ex battery, charger	Interface module	JunctionBox Ex
 <p>Dimensions W x H x D: 275 x 225 x 116 mm (10.8" x 8.9" x 4.6")</p>	 <p>Dimensions W x H x D: 230 x 47 x 165 mm (9.1" x 1.9" x 6.5")</p>	 <p>Dimensions W x H x D: 227 x 80 x 53 mm (8.9" x 3.1" x 2.1")</p>

Procon Engineering's policy is one of continuous product enhancement.

We therefore reserve the right to incorporate technical modifications without prior notification. E&OE.

Issue No: 2024-01

Block 4, Units 2 & 3

Vestry Estate

Sevenoaks, Kent, TN14 5EL

Tel: 01732 781300

Fax: 01732 781311

web site: [www.proconeng.com](http://www.proconeng.com)

